



UAE Monthly Monetary Survey August 2020



Monetary Developments (*)

M₁ increased by 1.3%, from 559.4 billion at the end of July 2020 to AED 566.9 billion at the end of August 2020. This increase was the result of a 1.8% rise in Monetary Deposits (83.3% of **M₁**), superseding a 0.8% reduction Currency in Circulation outside Banks (16.7% of **M₁**).

At the end of August 2020, **M₂** increased by 1.4%, rising from AED 1,492.1 billion at the end of July 2020 to AED 1,513.5 billion. **M₂** mainly rose due to increased **M₁** and AED 13.9 billion or 1.5% increase in Quasi- Monetary Deposits (62.5% of **M₂**).

Consequently, **M₃** also rose by 1.1%, from AED 1,777.8 billion at the end of July 2020 to AED 1,797.1 billion at the end of August 2020. **M₃** mainly grew because of increased **M₁** and **M₂**, overshadowing an AED 2.1 billion or 0.7% drop in Government Deposits at commercial banks and at the Central Bank (15.8% of **M₃**).

In summary, during August 2020, the Monetary Aggregates **M₁**, **M₂** and **M₃** increased by 1.3%, 1.4% and 1.1%, respectively.

The Money Multiplier

The money multiplier indicates by how much the money supply and the underlying components will grow following an increase of 1 billion Dirhams in the Monetary Base, defined as the sum of Currency issued (Currency in circulation outside banks and cash at banks), Total Banks' Reserves at the Central Bank and Certificates of Deposits held by Banks (see Table 2).

During the month of August 2020, the Monetary Base expanded by 2.9%. The Monetary Base swelled owing to increases in Banks & OFC's Excess Reserves (19.4% of the Monetary Base) by 9.1% and in Certificates of Deposits purchased by Banks (37.6% of the Monetary Base) by 7.5%, overriding the reductions in Currency Issued (26.1% of the Monetary Base) by 2.7% and in Banks' Required Reserves (16.9% of the Monetary Base) by 3.8%.

From the end of July 2020 to the end of August 2020, the multipliers of **M₁**, **M₂** and **M₃** decreased from 1.38 to 1.36, from 3.68 to 3.63 and from 4.39 to 4.31, respectively.

The reductions in the multipliers of **M₁**, **M₂** and **M₃** indicate slower increases in the Monetary Aggregates **M₁**, **M₂** and **M₃** compared to the larger expansion of the Monetary Base.

 (*) Monetary aggregates are defined in a footnote to Table 1


Table1. UAE Monthly Monetary Survey With Contribution to Aggregate Money Supply (August 2020)
 (End of period, billions of Dirhams)

	Mar-19	Jun-19	Sep-19	Dec-19	Jul-20	August ¹ 2020		MoM		Contribution to Aggregate Growth ³
						In billions of Dirhams	Shares of the Aggregates	In Billions of Dirhams	% Change	
Money Supply M₁*	512.0	507.9	511.9	515.0	559.4	566.9		7.5	1.3%	
Currency in Circulation Outside Banks	73.9	77.3	76.6	78.2	95.4	94.6	16.7%	-0.8	-0.8%	-0.1%
Monetary Deposits**	438.1	430.6	435.3	436.8	464.0	472.3	83.3%	8.3	1.8%	1.5%
Money Supply M₂*	1328.6	1351.0	1361.3	1413.1	1492.1	1513.5		21.4	1.4%	
Currency in Circulation Outside Banks	73.9	77.3	76.6	78.2	95.4	94.6	6.3%	-0.8	-0.8%	-0.1%
Monetary Deposits**	438.1	430.6	435.3	436.8	464.0	472.3	31.2%	8.3	1.8%	0.6%
Quasi-Monetary Deposits***	816.6	843.1	849.4	898.1	932.7	946.6	62.5%	13.9	1.5%	0.9%
Money Supply M₃*	1631.7	1645.4	1679.9	1717.4	1777.8	1797.1		19.3	1.1%	
Currency in Circulation Outside Banks	73.9	77.3	76.6	78.2	95.4	94.6	5.3%	-0.8	-0.8%	0.04%
Monetary Deposits**	438.1	430.6	435.3	436.8	464.0	472.3	26.3%	8.3	1.8%	0.5%
Quasi-Monetary Deposits***	816.6	843.1	849.4	898.1	932.7	946.6	52.7%	13.9	1.5%	0.8%
Government Deposits	303.1	294.4	318.6	304.3	285.7	283.6	15.8%	-2.1	-0.7%	-0.1%

⁽¹⁾Figures are provisional and subject to revision

⁽³⁾Contribution to aggregate growth = Shares of the sub-aggregate times percent change in each sub-aggregate, such that contribution of sub-aggregates equals percent change in the aggregate.

^(*)M₁ = Currency in Circulation Outside Banks (Currency Issued - Cash at banks) + Monetary Deposits

M₂ = M₁ + Quasi-Monetary Deposits

M₃ = M₂ + Government Deposits

^(**)Monetary Deposits: All short term deposits on which bank customer can withdraw without prior notice

^(***)Quasi-Monetary Deposits: Resident Time and Savings Deposits in Dirham + Resident Deposits in Foreign Currencies


Table 2. Money Multiplier in the UAE

(End of period, billions of Dirhams)

	Mar	Jun	Sep	Dec	Jul	Aug ¹	Change in August 2020	
	2019	2019	2019	2019	2020	2020	In billions of Dirhams	% Change
Monetary Base	372.9	397.1	392.8	409.5	405.2	417.0	11.8	2.9%
Currency Issued*	88.3	91.3	90.8	93.7	111.8	108.8	-3.0	-2.7%
Banks' Required Reserves**	123.1	124.8	126.2	129.7	73.3	70.5	-2.8	-3.8%
Banks & OFCs' Excess Reserves	22.3	25.2	22.0	25.9	74.0	80.7	6.7	9.1%
Certificates of Deposit purchased by Banks	139.2	155.8	153.8	160.2	146.1	157.0	10.9	7.5%
Money Supply (M ₁)	512.0	507.9	511.9	515.0	559.4	566.9	7.5	1.3%
Money Multiplier of M₁ (M₁/Monetary Base)	1.37	1.28	1.30	1.26	1.38	1.36		
Money Supply (M ₂)	1328.6	1351.0	1361.3	1413.1	1492.1	1513.5	21.4	1.4%
Money Multiplier of M₂ (M₂/Monetary Base)	3.56	3.40	3.47	3.45	3.68	3.63		
Money Supply (M ₃)	1631.7	1645.4	1679.9	1717.4	1777.8	1797.1	19.3	1.1%
Money Multiplier of M₃ (M₃/Monetary Base)	4.38	4.14	4.28	4.19	4.39	4.31		

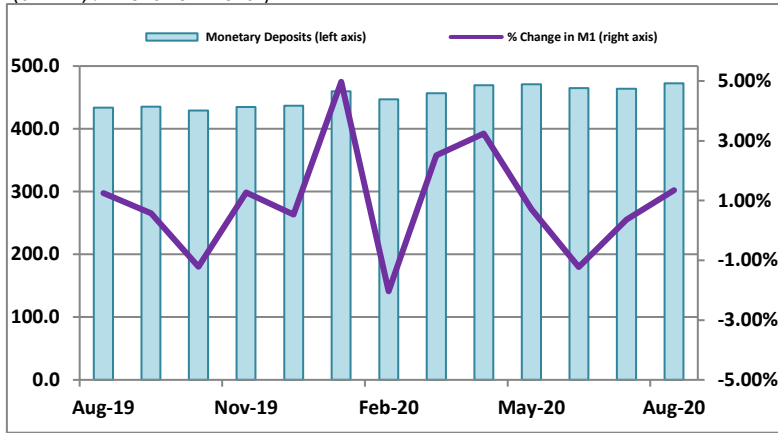
⁽¹⁾ Figures are provisional and subject to revision

* Currency Issued = Currency in circulation outside Banks + Cash at Banks

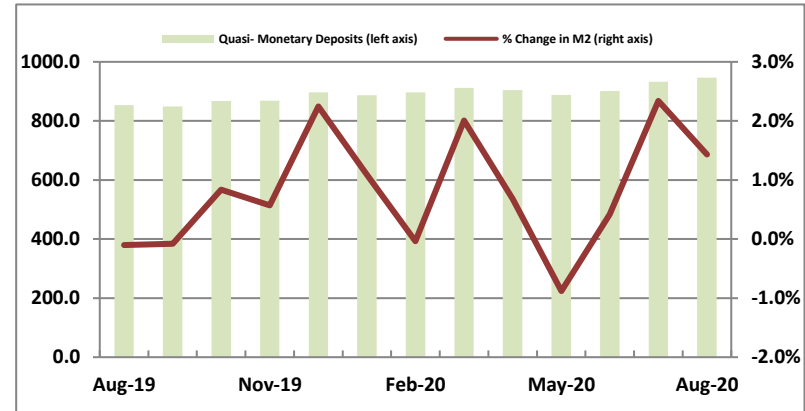
** The amount of Reserve Requirements declined due to the reduction in the rate of required reserves from 14% to 7% on Demand Deposits per the Targeted Economic Support Scheme (TESS) offered to Banks by the CBUAE in April 2020. Banks' liquidity increased as a result of the reduction in the required reserves ratio.



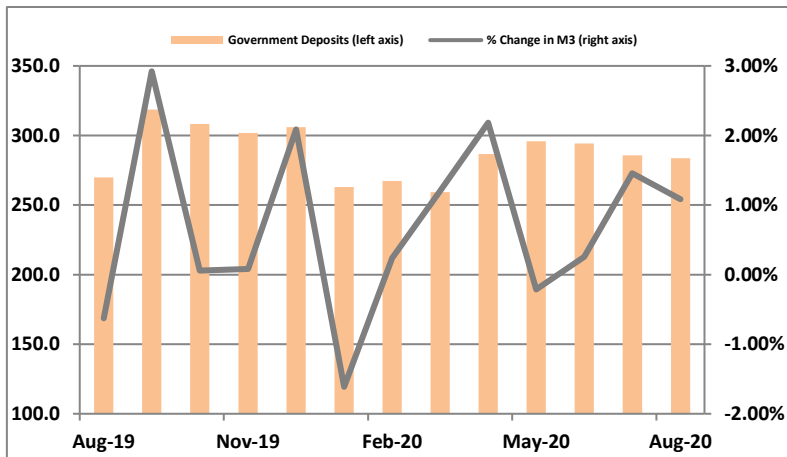
Money Supply M₁ increased by 1.3%, due to 1.8% increase in Monetary Deposits, overriding 0.8% reduction Currency in Circulation Outside Banks.
(bn AED, % month-on-month)



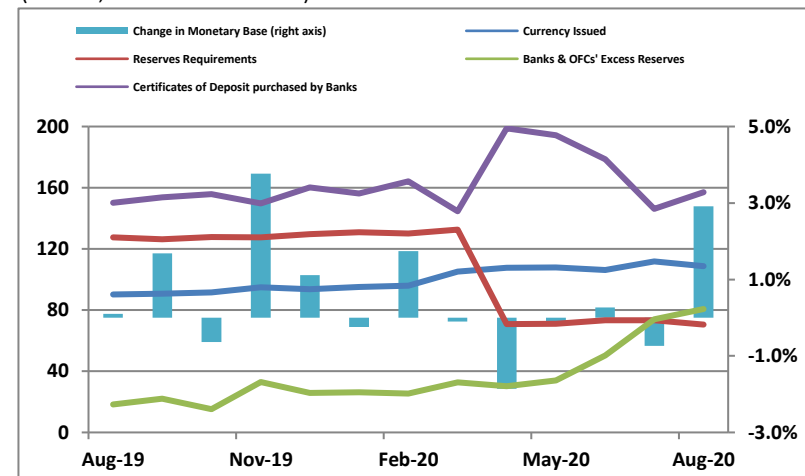
Money Supply M₂ increased by 1.4% due to an increased M₁ and 1.5% rise in Quasi-Monetary Deposits.
(bn AED, % month-on-month)



Money Supply M₃ rose by 1.1% owing to an increased M₁ & M₂, overshadowing a 0.7% reduction in Government Deposits.
(bn AED, % month-on-month)



Monetary Base expanded by 2.9% during August 2020.
(bn AED, % month-on-month)



Source: CBUAE